| REVISION DATA | | | | |
|---|---|---|---|---|
| SYM | ECN | DESCRIPTION | DATE | APPROVED |
| | | | | |
| | | | | |

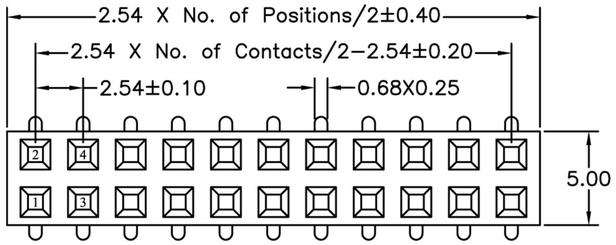


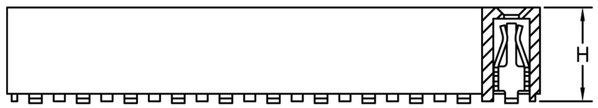


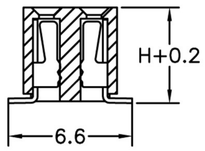


*Type 1*

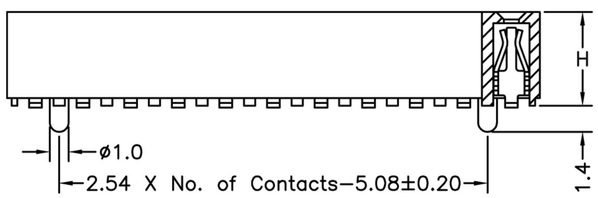


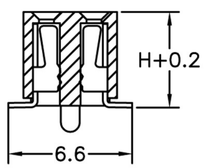


*Type 2*

Recommended
P.C.B Board
Layout

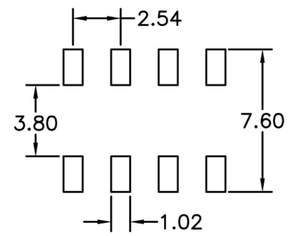


*Type 1*

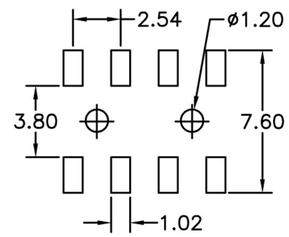


*Type 2*

## Technical Data

Material:
Contact material: Phosphor bronze
Insulator material:Black polyester UL94V-0
Standard:PA6T+30%G.F

Electrical:
Current rating: 3Amps/contact max.
Contact resistance: ≤20mΩ/contact
Insulation resistance: ⩾1000MΩ at V=100V
Withstanding voltage:550V AC/minute

Mechanical:
Operating temperatures: Gold plated:-55° C to+105° C
Tin plated:-40° C to+105° C
Soldering temperature: +260° C,10s max.

| FDD2543 | XX | 0 - U | XX | X | X | X | XX |
|---|---|---|---|---|---|---|---|
| | High Option<br>50 H=5.0mm<br>85 H=8.5mm | | No.of Positions<br>04 to 80<br>06 to 80 | Plating Option<br>A G/F<br>B Au3μ"<br>C Au5μ"<br>D Au10μ"<br>E Au15μ"<br>S Special | Insulator Material Option<br>A BK-PBT<br>B BK-PA66<br>C BK-PA6T<br>D BK-PA46<br>F BK-LCP<br>S Special | Post Type Option<br>A Type 1<br>B Type 2 | Pin Length<br>01~99 |

深圳平志电子有限公司
SHENZHEN PIZCONN ELECTRONIC CO.,LTD

Title: 2.54*2.54mm(0.1"*0.1")
Female Header Dual Row S.M.T Type

Part NO: FDD2543

UNIT: mm

E-mail: ivan@pizconn.com.cn