REVISION DATA				
SYM	ECN	DESCRIPTION	DATE	APPROVED

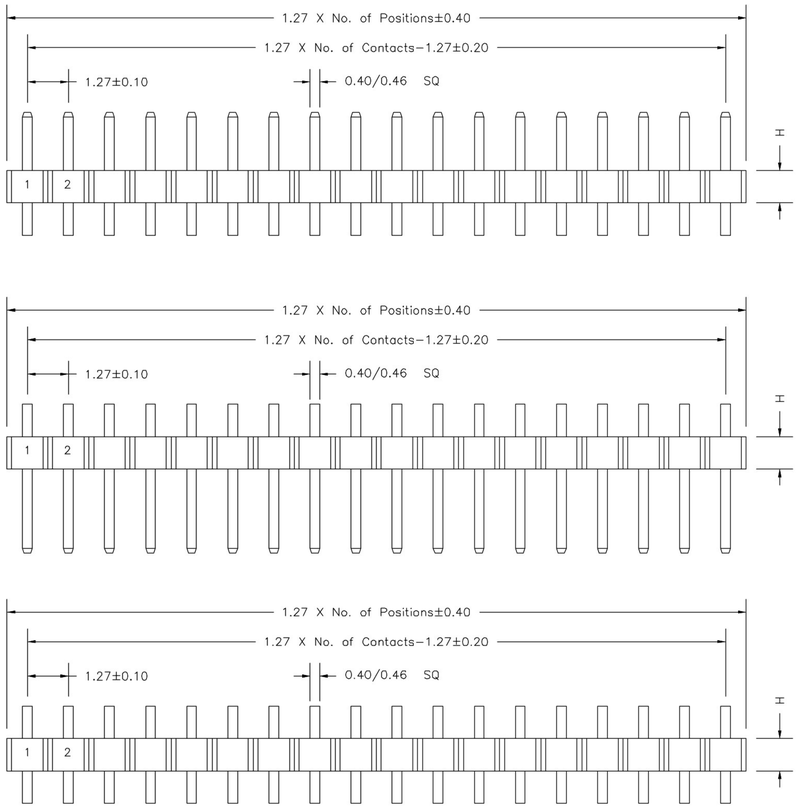

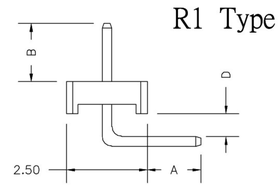

R1 Type

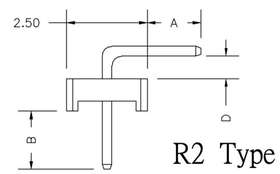

R2 Type

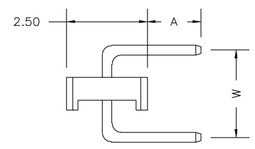

R3 Type

Recommended P.C.B Board Hole Layout

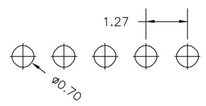

Technical Data

Material:
Contact material:Brass
Insulator maierial:Black polyester UL94V-0
Standard:PA46+30%G.F

Electrical:
Current rating:1.0Amps/contact max.
Contact resistance:≤20mΩ/contact
Insulation resistance:≥1000mΩ at V=100V
Withstanding voltage:300V AC/minute

Mechanical:
Operating temperatures: Gold plated:-55˚C to+105˚C
Tin plated:-40˚C to+105˚C

Soldering temperature: +260˚C,10s max.

PCB1271

XX	1 -	X	XX	X	X	X	XX
High Option		Pin Quanlity	No. of Positions	Plating Option	Insulator Material Opition	Reflexed Type Opition	Pin Length (A/B/D/W)
10 H=1.0mm 17 H=1.7mm 20 H=2.0mm 25 H=2.5mm		P 0.40SQ Q 0.46SQ	01 t0 50	A G/F B AU3μ" C AU5μ" D AU10μ" E AU15μ" S Special	A BK-PBT B BK-PA66 C BK-PA6T D BK-PA46 F BK-LCP S Special	A R1 Type B R2 Type C R3 Type	01-99

深圳平志电子有限公司
SHENZHEN PIZCONN ELECTRONIC CO.,LTD

Title: 1.27mm(0.05")
Pin Header Single Row Right Angle Dip Type

Part NO: PCB1271

UNIT: mm

E-mail: ivan@pizconn.com.cn