

Dual-in-line pin headers 1.778mm

Open frame
Solder tail



深圳平志电子有限公司
SHENZHEN PIZCONN ELECTRONIC CO.,LTD

TEL:86-755-84106483 61121902

FAX:86-755-61121902

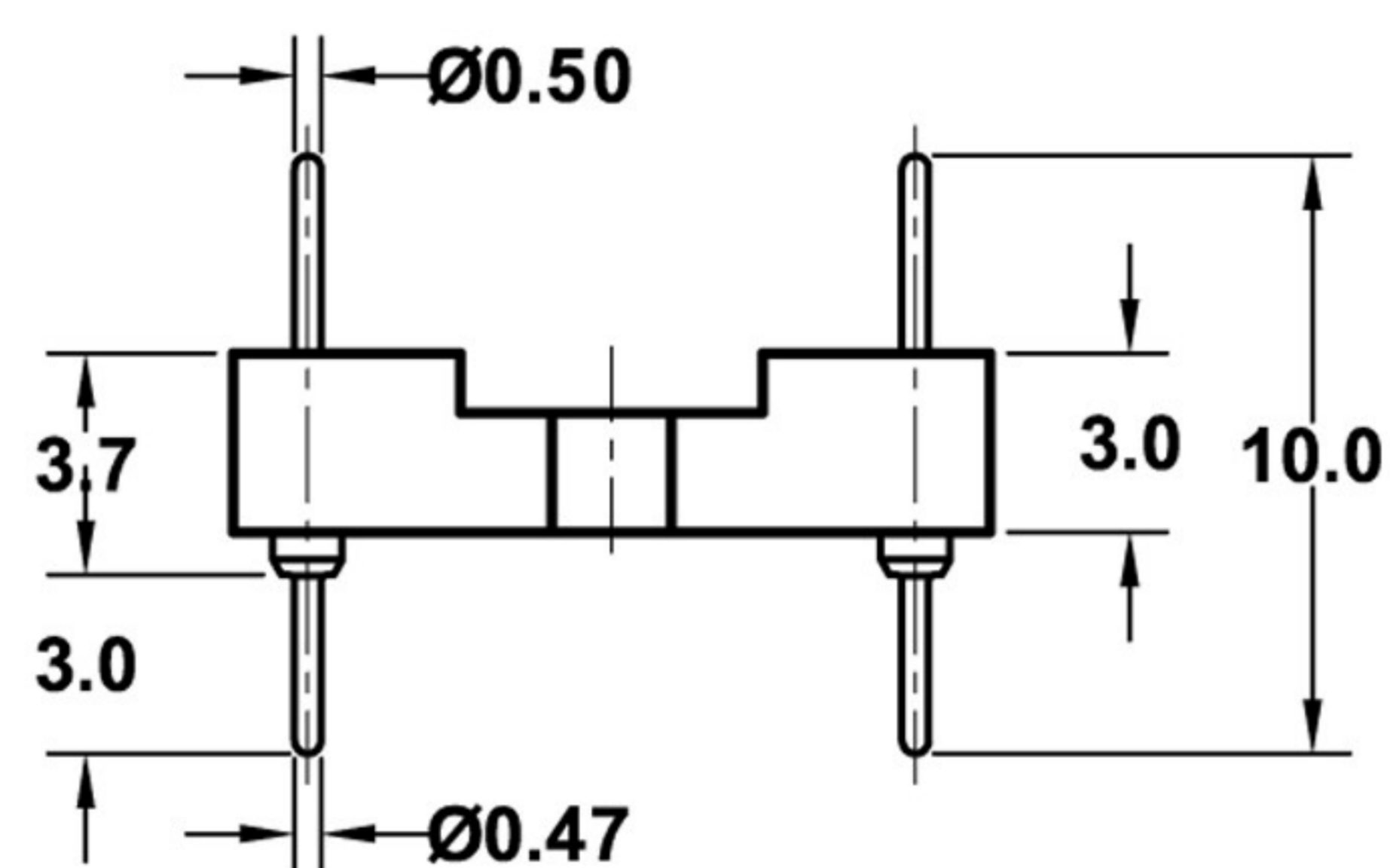
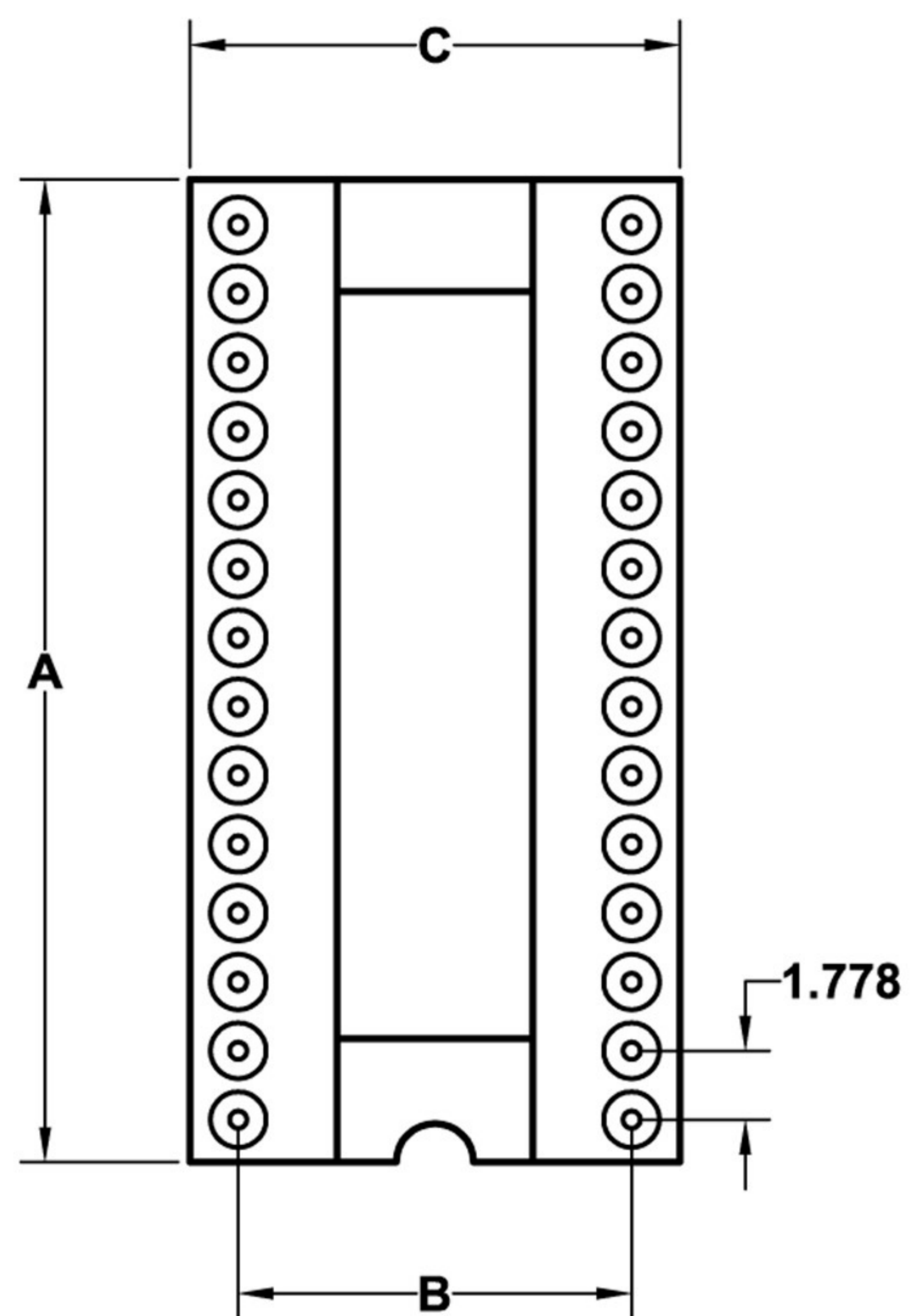

E-mail:ivan@pizconn.com.cn

Ordering information

GFA2 - NNN X - A P 1000A

| No. of Positions | Row spacing code | Pin Plating code |
|------------------|------------------|------------------|
| | 4 10.16mm | 1 Tin150μ" |
| | 6 15.24mm | 2 Tin200μ" |
| | 7 19.05mm | 3 GF |
| | | 4 Gold2μ" |
| | | 5 Gold3μ" |
| | | 6 Gold10μ" |
| | | 7 Gold15μ" |
| | | S Special |

Series: GFA2



DIL pin headers with male contacts pluggable into standard female socket contacts
Solder tail with reduced pin spacing 1.778mm

Technical Specs:

| | |
|----------------------|------------------------------------------|
| Insulator: | Black glass filled polyester PBT-GF30-FR |
| Flammability: | UL 94V-O |
| Sleeve: | Brass CuZn 36pb3(36000) |
| Mating pin Ø: | 0.50 mm |
| Mechanical life: | min 500 cycles |
| Rated current: | 1 A |
| Contact resistance: | max 10 mΩ |
| Dielectric strength: | min 1000V _{RMS} |

| See page 35 | No. of Positions | A | B | C | Order Codes |
|-------------|------------------|------|-------|-------|-------------------|
| fig. 1 | 24 | 21.8 | 10.16 | 12.7 | GFA2-0244-AP1000A |
| fig. 2 | 28 | 25.2 | 10.16 | 12.7 | GFA2-0284-AP1000A |
| fig. 3 | 30 | 27.0 | 10.16 | 12.7 | GFA2-0304-AP1000A |
| fig. 4 | 32 | 28.8 | 10.16 | 12.7 | GFA2-0324-AP1000A |
| fig. 5 | 48 | 43.1 | 10.16 | 12.7 | GFA2-0484-AP1000A |
| fig. 6 | 20 | 18.1 | 15.24 | 17.64 | GFA2-0206-AP1000A |
| fig. 7 | 24 | 21.7 | 15.24 | 17.64 | GFA2-0246-AP1000A |
| fig. 8 | 28 | 25.2 | 15.24 | 17.64 | GFA2-0286-AP1000A |
| fig. 9 | 40 | 35.8 | 15.24 | 17.64 | GFA2-0406-AP1000A |
| fig. 10 | 42 | 37.7 | 15.24 | 17.64 | GFA2-0426-AP1000A |
| fig. 11 | 48 | 43.1 | 15.24 | 17.64 | GFA2-0486-AP1000A |
| fig. 12 | 52 | 46.7 | 15.24 | 17.64 | GFA2-0526-AP1000A |
| fig. 13 | 56 | 50.2 | 15.24 | 17.64 | GFA2-0566-AP1000A |
| fig. 14 | 64 | 57.3 | 15.24 | 17.64 | GFA2-0646-AP1000A |
| fig. 15 | 68 | 60.9 | 15.24 | 17.64 | GFA2-0686-AP1000A |
| fig. 16 | 64 | 57.3 | 19.05 | 21.45 | GFA2-0647-AP1000A |